

CROSS SECTIONS

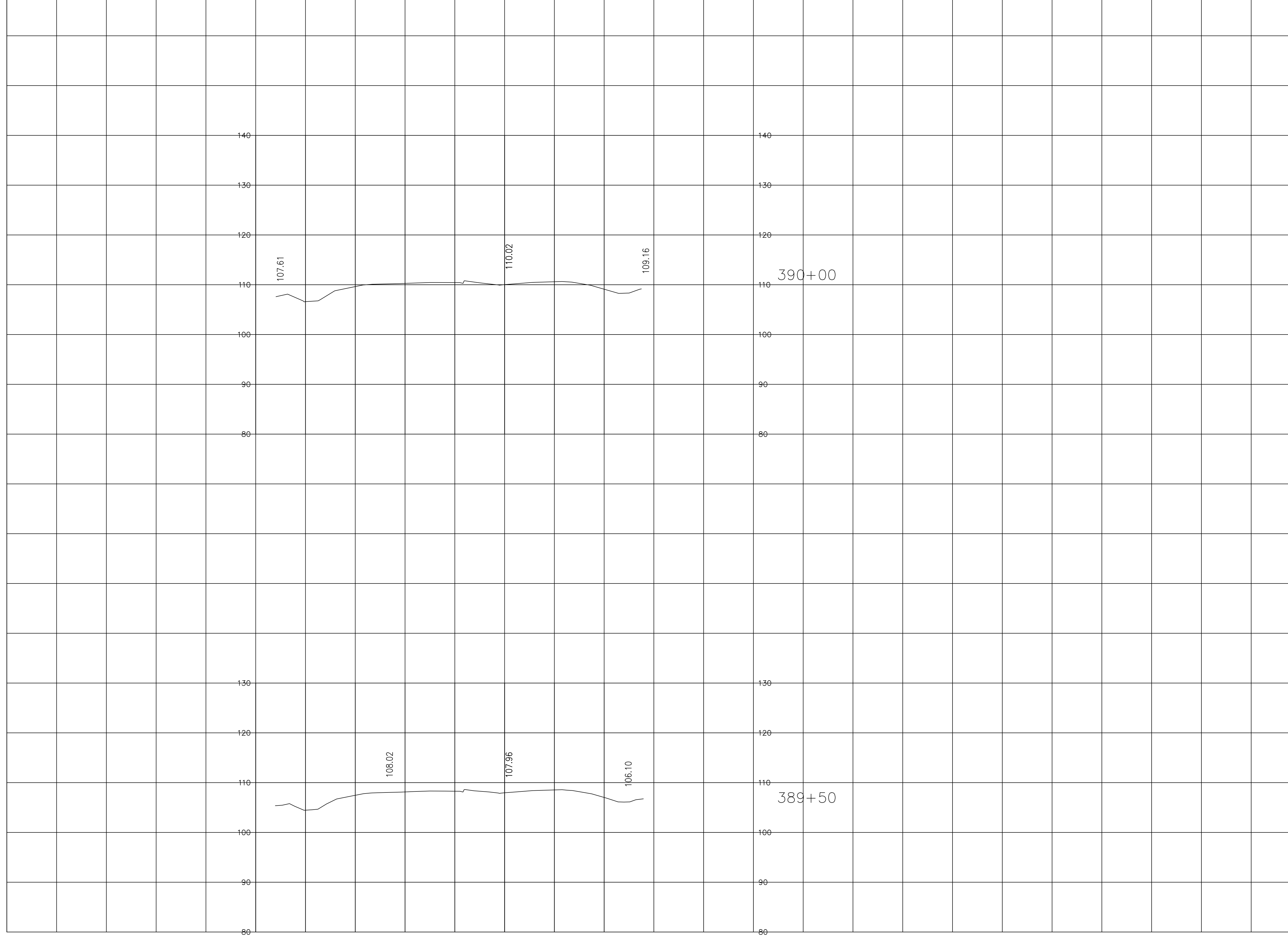
PROJECT NO: 50923.01  
 DESIGNED BY: VFM  
 DRAWN BY: VFM  
 CHK'D BY: CED  
 PROJ. MGR: CED  
 DATE: FEBRUARY 2013

NO.	DATE	APPR.	REVISION/ACTION TAKEN

APALACHEE REGIONAL PARK  
 MEDIAN OPENING RELOCATION  
 & ACCESS DESIGN

**BASKERVILLE-DONOVAN, INC.**  
 Innovative Infrastructure Solutions  
 325 JOHN KNOX ROAD, BLDG. 200  
 TALLAHASSEE, FLORIDA 32310  
 (904) 966-2122  
 ENGINEERING BUSINESS EB-0000940

Cleve E. Dryden, PE  
 FL P.E. NO. 33115



CROSS SECTIONS

PROJECT NO: 50923.01  
 DESIGNED BY: VFM  
 DRAWN BY: VFM  
 CHK'D BY: CED  
 PROJ. MGR: CED  
 DATE: FEBRUARY 2013

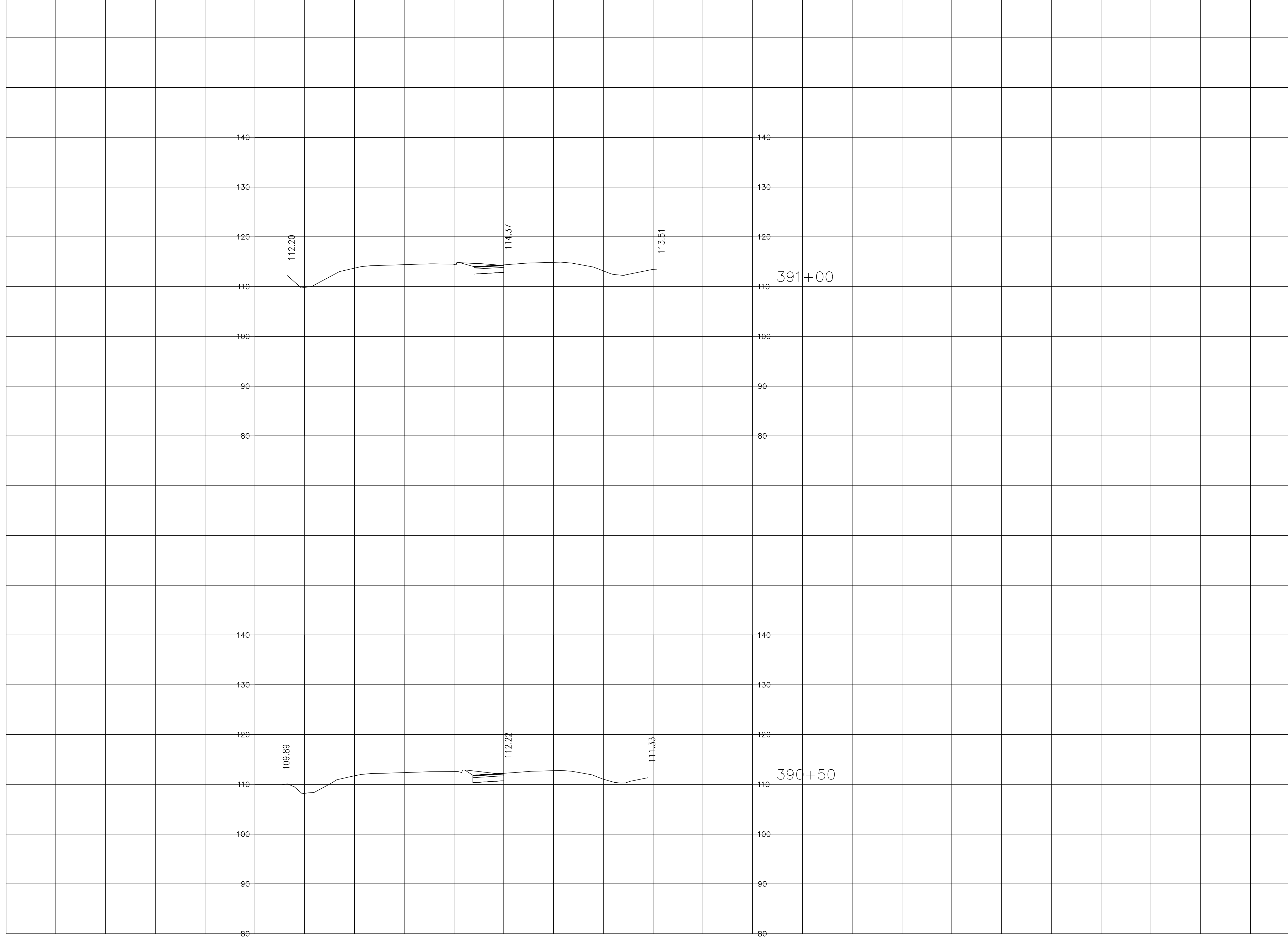
This drawing is the property of Baskerville-Donovan, Inc. and is not to be reproduced in whole or in part. It is not to be used on any other project and is to be returned upon request.  
**NOT RELEASED FOR CONSTRUCTION**  
 BY \_\_\_\_\_ DATE \_\_\_\_\_

NO.	DATE	APPR.	REVISION/ACTION TAKEN

APALACHEE REGIONAL PARK  
 MEDIAN OPENING RELOCATION  
 & ACCESS DESIGN

Cleve E. Dryden, PE  
 FL P.E. NO. 33115

**BASKERVILLE-DONOVAN, INC.**  
 Innovative Infrastructure Solutions  
 205 JOHN KNOX ROAD, BLDG. 200  
 TALLAHASSEE, FLORIDA 32310-2122  
 ENGINEERING BUSINESS EB-0000940



CROSS SECTIONS

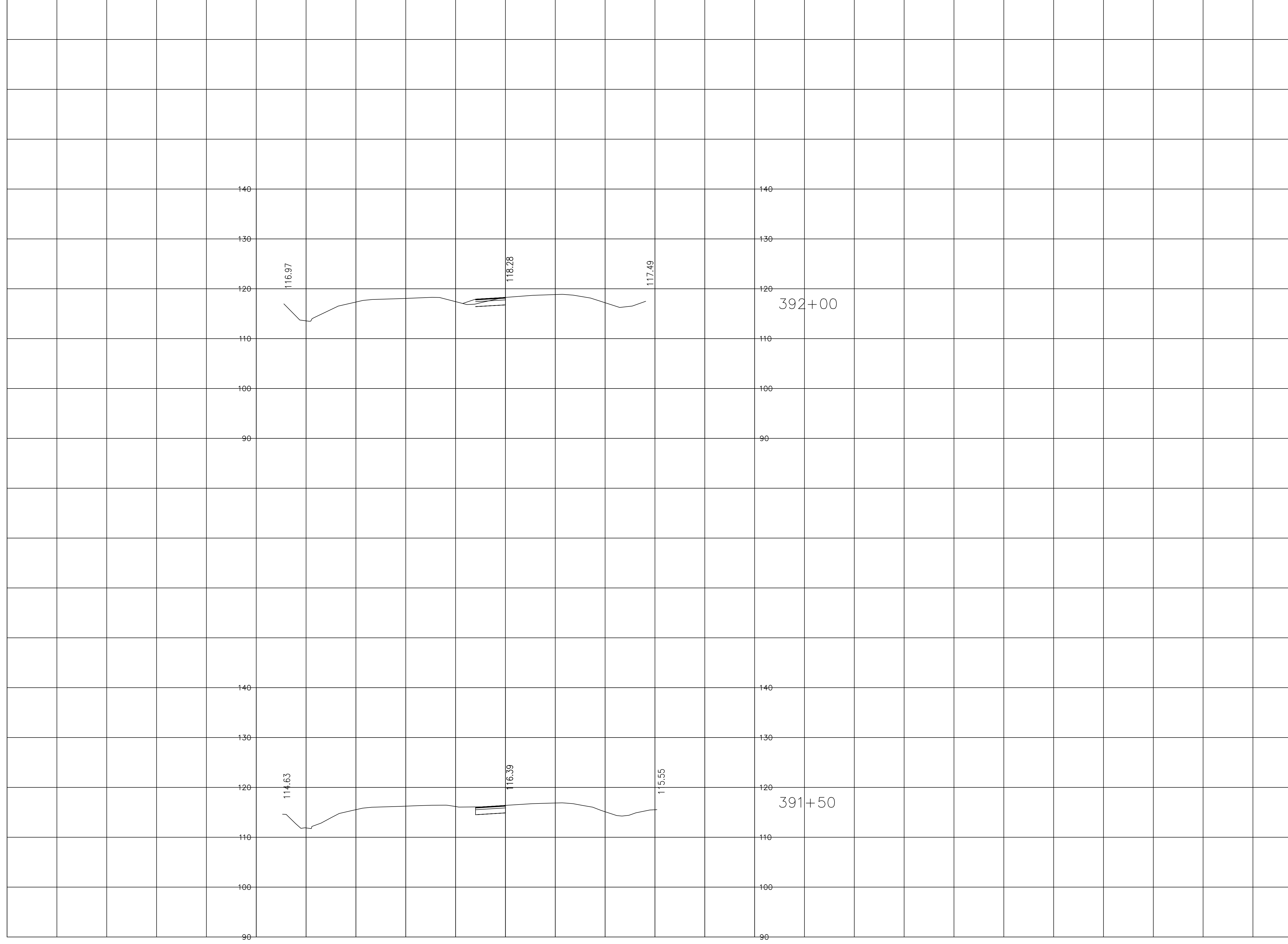
PROJECT NO: 50923.01  
 DESIGNED BY: VFM  
 DRAWN BY: VFM  
 CHK'D BY: CED  
 PROJ. MGR: CED  
 DATE: FEBRUARY 2013

This drawing is the property of Baskerville-Donovan, Inc. and is not to be reproduced in whole or in part. It is not to be used on any other project and is to be returned upon request.  
**NOT RELEASED FOR CONSTRUCTION**  
 BY \_\_\_\_\_ DATE \_\_\_\_\_

NO.	DATE	APPR.	REVISION/ACTION TAKEN

APALACHEE REGIONAL PARK  
 MEDIAN OPENING RELOCATION  
 & ACCESS DESIGN

Cleve E. Dryden, PE  
 FL P.E. NO. 33115



CROSS SECTIONS

PROJECT NO: 50923.01  
 DESIGNED BY: VFM  
 DRAWN BY: VFM  
 CHK'D BY: CED  
 PROJ. MGR: CED  
 DATE: FEBRUARY 2013

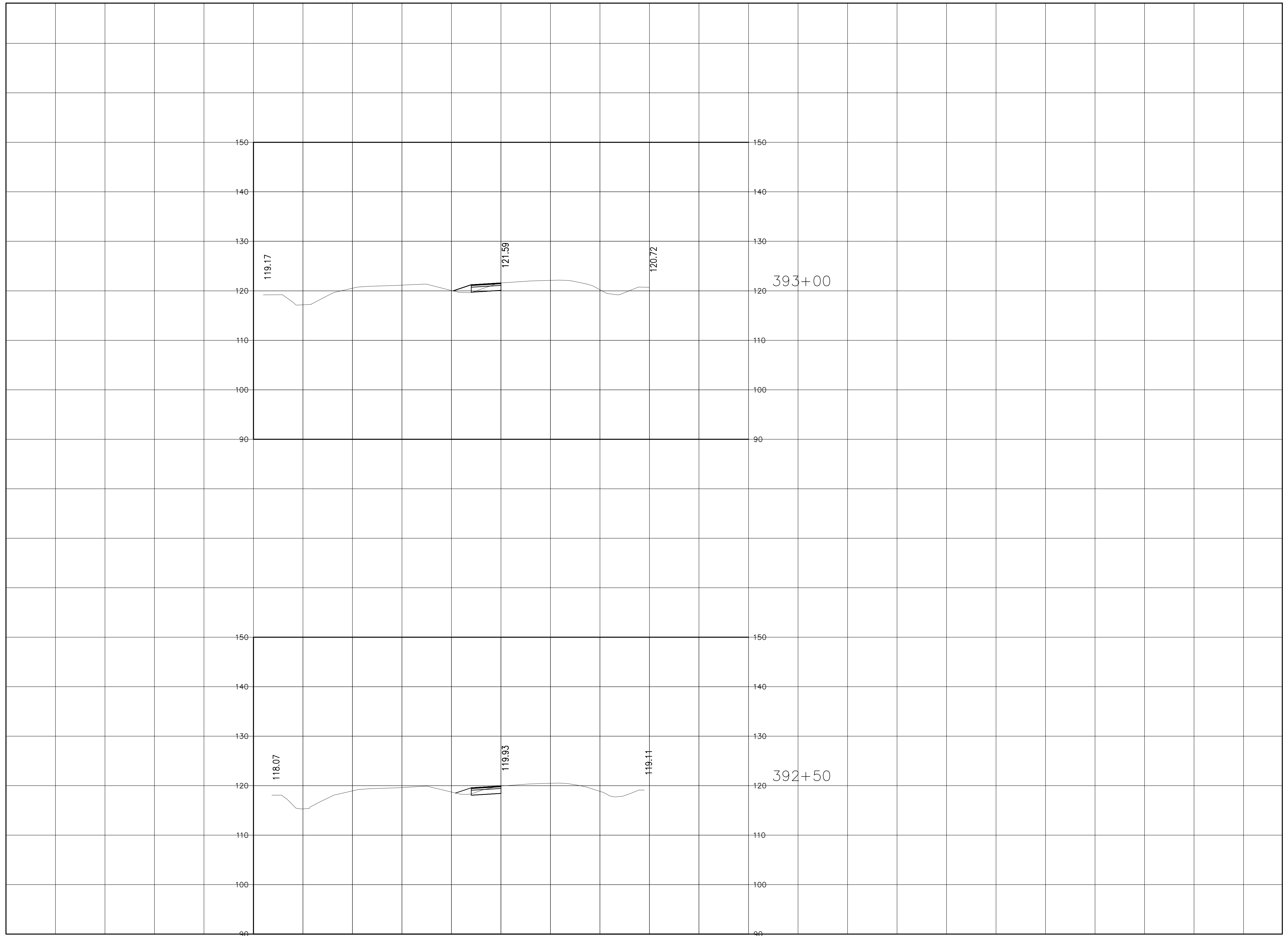
This drawing is the property of Baskerville-Donovan, Inc. and is not to be reproduced in whole or in part. It is not to be used on any other project and is to be returned upon request.  
**NOT RELEASED FOR CONSTRUCTION**  
 BY DATE

NO.	DATE	APPR.	REVISION/ACTION TAKEN

APALACHEE REGIONAL PARK  
 MEDIAN OPENING RELOCATION  
 & ACCESS DESIGN

Cleve E. Dryden, PE  
 FL P.E. NO. 33115

**BASKERVILLE-DONOVAN, INC.**  
 Innovative Infrastructure Solutions  
 325 JOHN KNOX ROAD, BLDG. 200  
 TALLAHASSEE, FLORIDA 32310  
 (904) 966-2122  
 ENGINEERING BUSINESS EB-0000940



CROSS SECTIONS

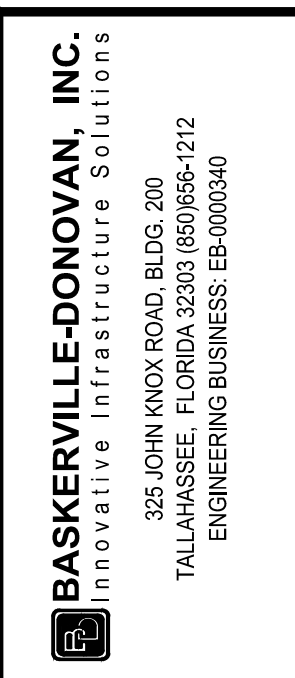
PROJECT NO: 50923.01  
 DESIGNED BY: VFM  
 DRAWN BY: VFM  
 CHK'D BY: CED  
 PROJ. MGR: CED  
 DATE: FEBRUARY 2013

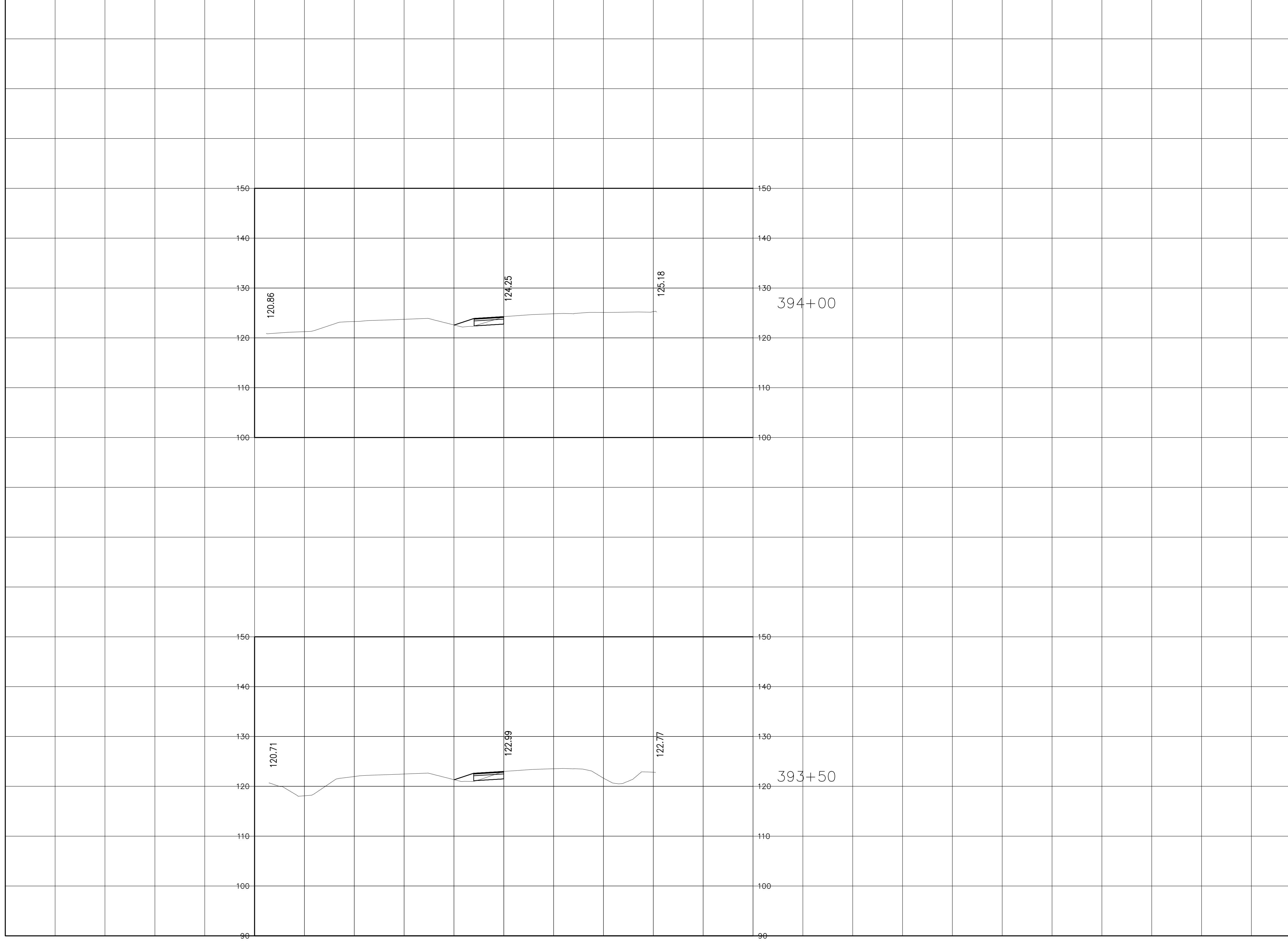
This drawing is the property of Baskerville-Donovan, Inc. and is not to be reproduced in whole or in part. It is not to be used on any other project and is to be returned upon request.  
**NOT RELEASED FOR CONSTRUCTION**  
 BY: DATE

NO.	DATE	APPR.	REVISION/ACTION TAKEN

APALACHEE REGIONAL PARK  
 MEDIAN OPENING RELOCATION  
 & ACCESS DESIGN

Cleve E. Dryden, PE  
 FL P.E. NO. 33115





CROSS SECTIONS

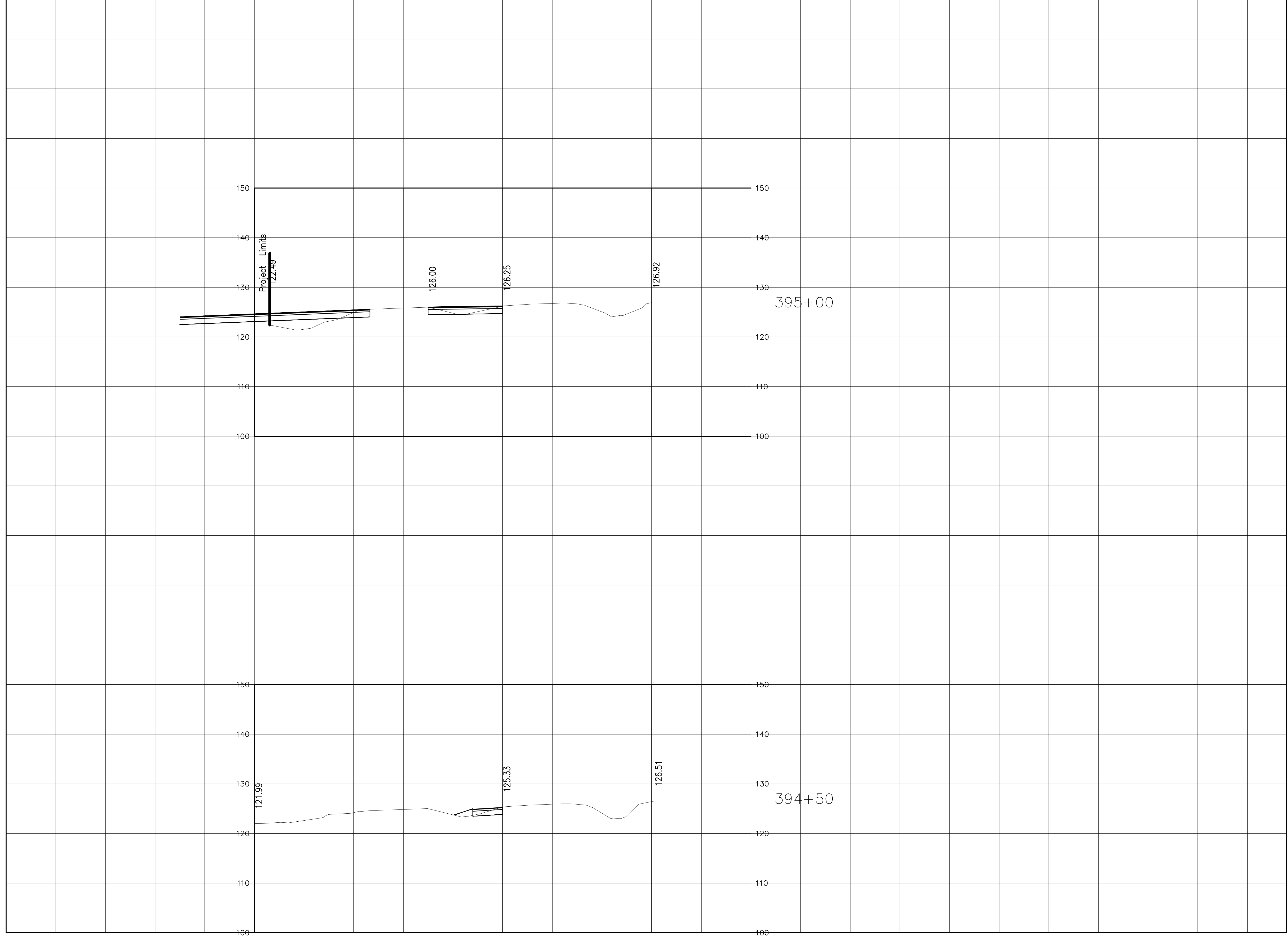
PROJECT NO:  
50923.01  
DESIGNED BY: VFM  
DRAWN BY: VFM  
CHK'D BY: CED  
PROJ. MGR: CED  
DATE: FEBRUARY 2013

This drawing is the property of Baskerville-Donovan, Inc. and is not to be reproduced in whole or in part. It is not to be used on any other project and is to be returned upon request.  
**NOT RELEASED FOR CONSTRUCTION**  
BY \_\_\_\_\_ DATE \_\_\_\_\_

NO.	DATE	APPR.	REVISION/ACTION TAKEN

APALACHEE REGIONAL PARK  
MEDIAN OPENING RELOCATION  
& ACCESS DESIGN

Cleve E. Dryden, PE  
FL P.E. NO. 33115



CROSS SECTIONS

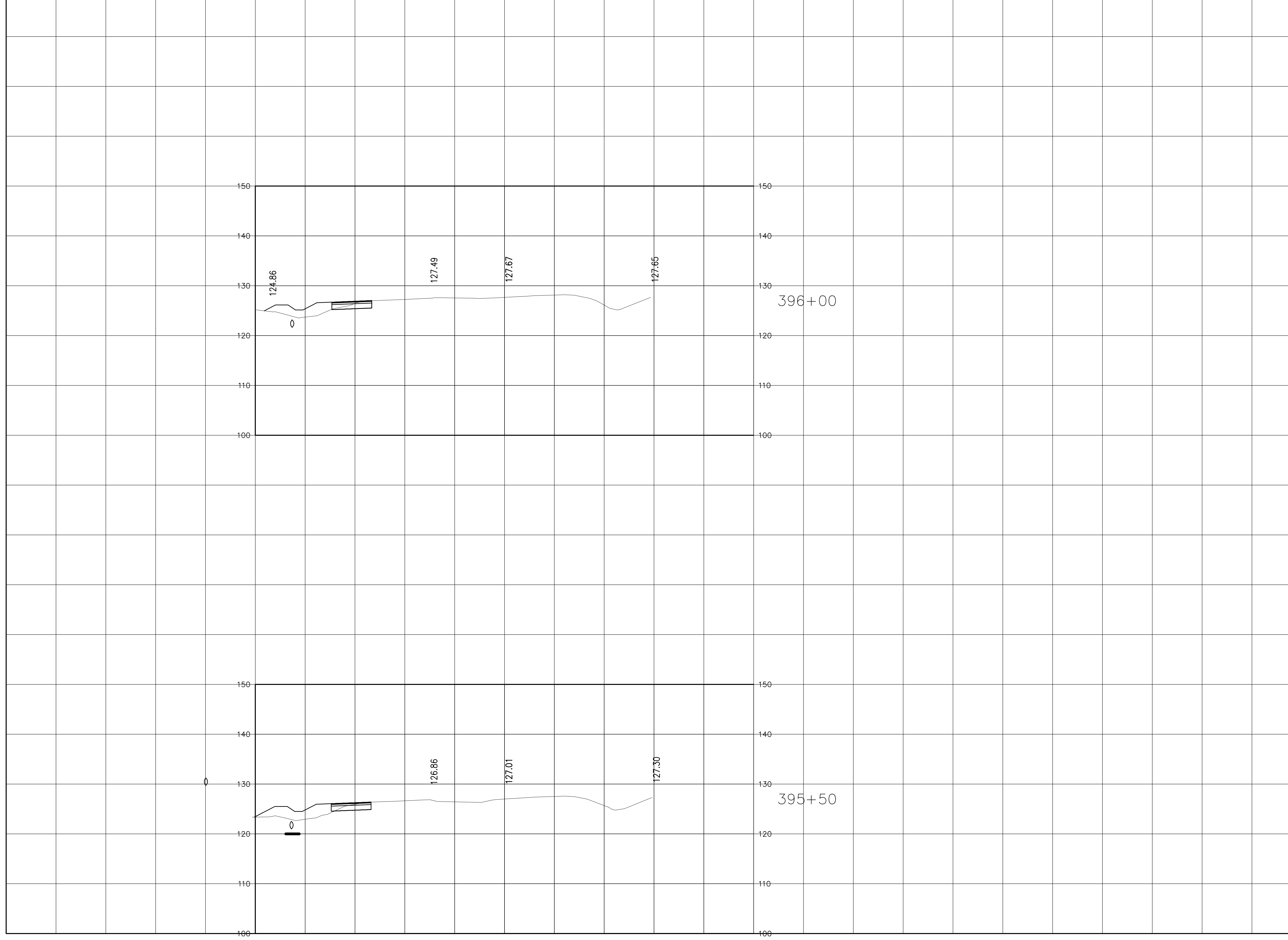
PROJECT NO: 50923.01  
 DESIGNED BY: VFM  
 DRAWN BY: VFM  
 CHK'D BY: CED  
 PROJ. MGR: CED  
 DATE: FEBRUARY 2013

This drawing is the property of Baskerville-Donovan, Inc. and is not to be reproduced in whole or in part. It is not to be used on any other project and is to be returned upon request.  
**NOT RELEASED FOR CONSTRUCTION**  
 BY: \_\_\_\_\_  
 DATE: \_\_\_\_\_

NO.	DATE	APPR.	REVISION/ACTION TAKEN

APALACHEE REGIONAL PARK  
 MEDIAN OPENING RELOCATION  
 & ACCESS DESIGN

Cleve E. Dryden, PE  
 FL P.E. NO. 33115



CROSS SECTIONS

PROJECT NO: 50923.01  
 DESIGNED BY: VFM  
 DRAWN BY: VFM  
 CHK'D BY: CED  
 PROJ. MGR: CED  
 DATE: FEBRUARY 2013

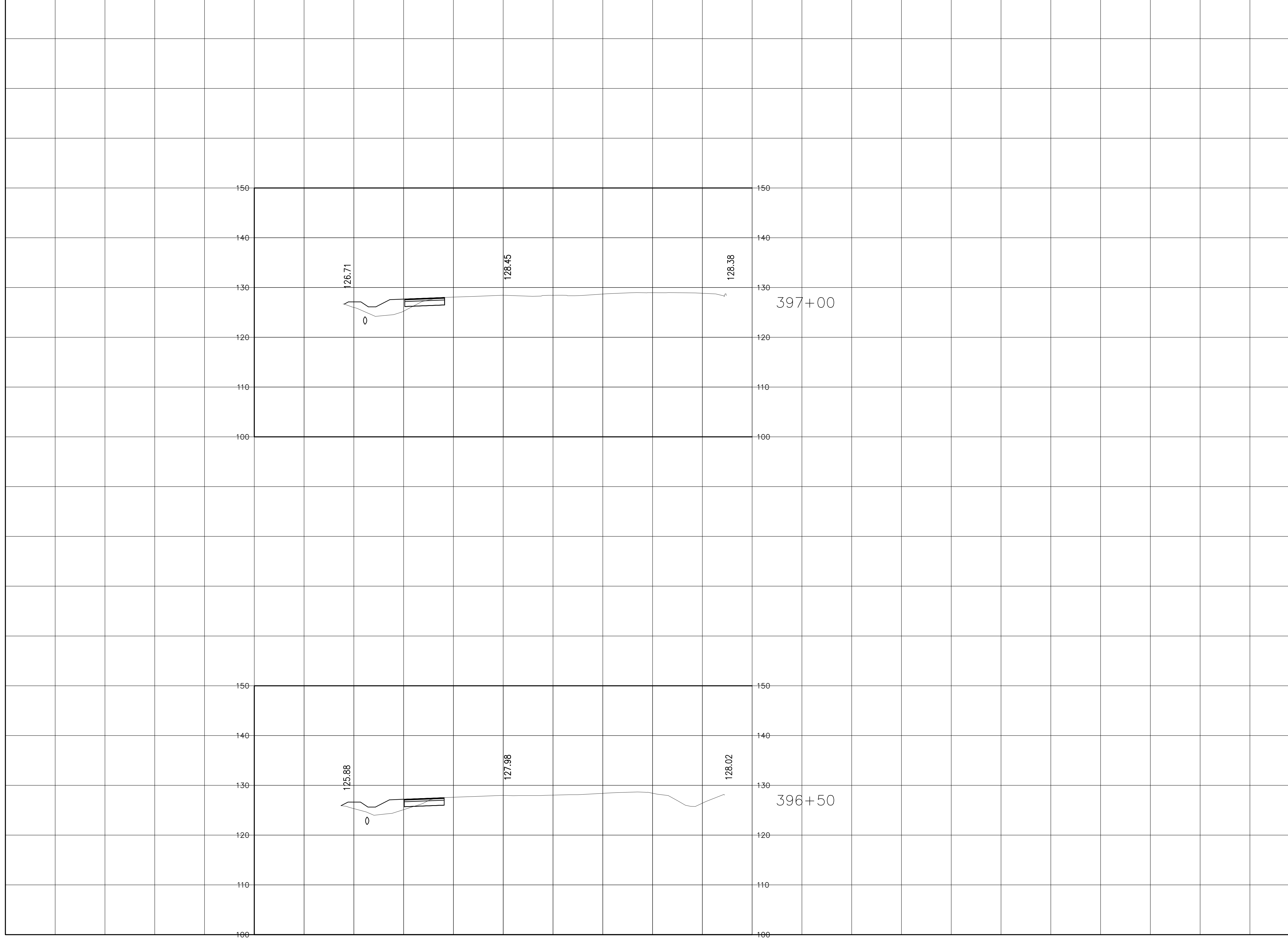
This drawing is the property of Baskerville-Donovan, Inc. and is not to be reproduced in whole or in part. It is not to be used on any other project and is to be returned upon request.  
**NOT RELEASED FOR CONSTRUCTION**  
 BY: \_\_\_\_\_  
 DATE: \_\_\_\_\_

NO.	DATE	APPR.	REVISION/ACTION TAKEN

APALACHEE REGIONAL PARK  
 MEDIAN OPENING RELOCATION  
 & ACCESS DESIGN

Cleve E. Dryden, PE  
 FL P.E. NO. 33115





CROSS SECTIONS

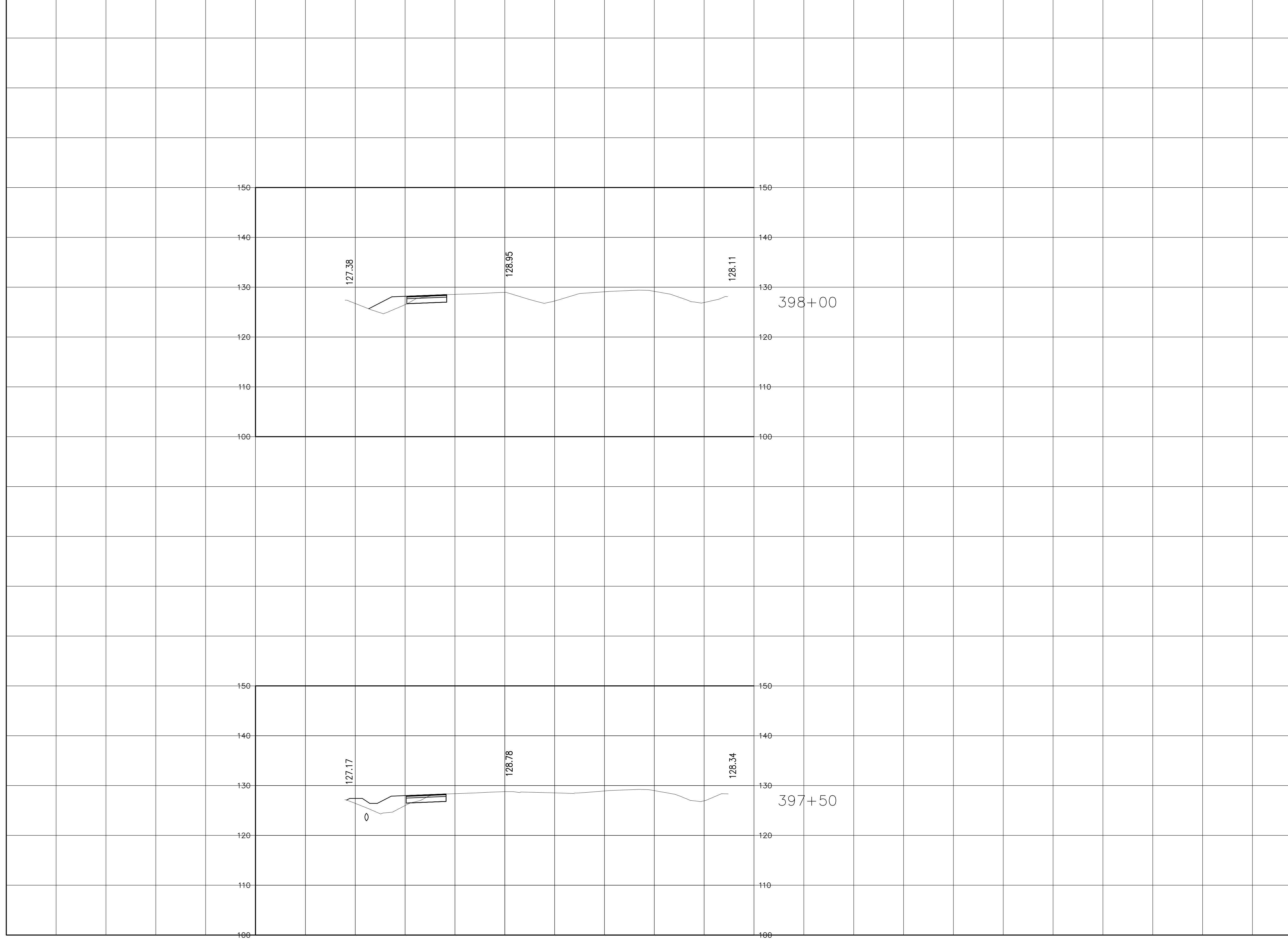
PROJECT NO:  
50923.01  
DESIGNED BY: VFM  
DRAWN BY: VFM  
CHK'D BY: CED  
PROJ. MGR: CED  
DATE: FEBRUARY 2013

This drawing is the property of Baskerville-Donovan, Inc. and is not to be reproduced in whole or in part. It is not to be used on any other project and is to be returned upon request.  
**NOT RELEASED FOR CONSTRUCTION**  
BY \_\_\_\_\_  
DATE \_\_\_\_\_

NO.	DATE	APPR.	REVISION/ACTION TAKEN

APALACHEE REGIONAL PARK  
MEDIAN OPENING RELOCATION  
& ACCESS DESIGN

Cleve E. Dryden, PE  
FL P.E. NO. 33115



CROSS SECTIONS

PROJECT NO: 50923.01  
 DESIGNED BY: VFM  
 DRAWN BY: VFM  
 CHK'D BY: CED  
 PROJ. MGR: CED  
 DATE: FEBRUARY 2013

This drawing is the property of Baskerville-Donovan, Inc. and is not to be reproduced in whole or in part. It is not to be used on any other project and is to be returned upon request.  
**NOT RELEASED FOR CONSTRUCTION**  
 BY DATE

NO.	DATE	APPR.	REVISION/ACTION TAKEN

APALACHEE REGIONAL PARK  
 MEDIAN OPENING RELOCATION  
 & ACCESS DESIGN

Cleve E. Dryden, PE  
 FL P.E. NO. 33115